

November 11, 2013



Mr. Bob Dolan
Chair
Belleville Police Services Board
93 Dundas St. East
Belleville, Ontario K8N 1C2

Dear Mr. Dolan:

As you may be aware, the Office of the Ontario Ombudsman is conducting an investigation into the direction provided by the Ministry of Community Safety and Correctional Services to Ontario's police services for de-escalating situations that could potentially result in the use of force.

Police Services Boards fulfill a significant oversight role, setting objectives and priorities for police services and establishing policies for effective management of police services. They have unique insight relating to police de-escalation policies.

We would very much appreciate receiving any input you may have on this very important issue, by December 31, 2013.

Please note that we will also be contacting all Chiefs of Police and police associations in Ontario, to request their assistance.

The investigation is being led by Gareth Jones, Director of the Special Ombudsman Response Team. Please feel free to contact him at 416-586-3329 to discuss any information that you believe may be of use to us as the investigation progresses.

Thank you for your anticipated cooperation

Sincerely,



André Marin
Ombudsman

Bell Trinity Square
483 Bay Street, 10th Floor, South Tower, Toronto, ON M5G 2C9
483, rue Bay, 10^e étage, Tour sud, Toronto (Ontario) M5G 2C9
Tel./Tél. : 416-586-3300
Facsimile/Télécopieur : 416-586-3485 TTY/ATS : 1-866-411-4211

www.ombudsman.on.ca



Belleville Police Service

Cory L. McMullan
Chief of Police

93 Dundas Street East
Belleville, Ontario
K8N 1C2

(613) 966-0882 Administration
(613) 966-2701 Fax

Board Report:

In Camera Session: No

Date of report: November 14, 2013
Date of meeting: November 21, 2013

Councillor Robert Dolan, Chair
And members of the
Belleville Police Services Board

Subject: Response Times

Chief's Recommendation: "That the Belleville Police Services Board receives the report on Response Times and file for information."

Background:

The following report provides an overview of the Belleville Police Service response times to calls for service from January 2013 to October 2013. The times are broken down into zones, urban and rural as well as priority of the call for service.

Differential response to calls for service is a procedure that abandons the traditional practice of responding to all calls for service. In differential response, citizen's calls to 911 for service are matched to the importance or severity of the calls. Reports of injuries, crimes or emergencies in progress, as well as reports of serious past crimes, continue to receive immediate response by police officers. However, less serious calls are handled by alternative methods. Alternatives afforded by invoking differential response can replace sending a patrol unit to investigate certain past crimes. A patrol unit can be sent later when there are fewer calls for service, the caller can be asked to come to the station when it is convenient for them, the incident report can be taken over the phone or the complainant can be referred to the website to file the incident electronically.

The Belleville Police Service has established five priority levels for response to calls for service based on the seriousness of the incident and the length of time since the incident occurred. All incoming calls for service are assessed by Communications and/or the Intake Officer based on the following criteria and the appropriate response level assigned.

The following is a summary of response times (dispatch to arrival) from January 2013 to October 2013 for calls for service for the Belleville Police Service:

Dispatch to Arrival: By Zone

Zone 1	4.6 minutes
Zone 2	5.0 minutes
Zone 3	4.8 minutes
Average	4.8 minutes

Zone 1 Area as defined: the northern most city of Belleville boundary, including the west and east boundary south to Highway 401, including both sides of Bell Boulevard as far west as Hannah court and east to North Front Street. All of North Front Street, Front Street, and Pinnacle Street with the south boundary of Dundas Street East.

Zone 2 Area as defined: the west boundary of Wallbridge-Loyalist Road, south boundary is the Bay of Quinte, including East and West Zwick's; east boundary, starting from the south: is the Moira River, and the area west of North Front Street to Bell Boulevard, the north boundary is the area south of Bell Blvd, to Hannah Court, then south of Highway 401.

Zone 3 Area as defined; the west boundary is the area west of North Front Street continuing south to the area west of Pinnacle Street. The south boundary is the Bay of Quinte Shore, including Victoria Park. The west boundary is the western boundary for the City of Belleville. The north boundary is Highway 401.

Dispatch to Arrival: Urban vs. Rural

The average response time for urban areas is 4.7 minutes. The average response time for rural areas is 5.5 minutes.

Dispatch to Arrival: Priority

The Belleville Police Service has established five priority levels for response to calls for service based on the seriousness of the incident and the length of time since the incident occurred. All incoming calls for service are assessed by Communications and/or the Intake Officer based criteria (i.e. in progress, just occurred, weapon involved, accused present) and the appropriate response level assigned.

Priority 0	4.3 minutes	Priority 0 Calls for Service	
Priority 1	4.6 minutes	Death	2.1 minutes (1 call for service)
Priority 2	4.8 minutes	Robbery	1.8 minutes (3 calls for service)
Priority 3	4.8 minutes	Suicide	4.8 minutes (18 calls for service)
Priority 4	5.2 minutes	Weapons	3.6 minutes (12 calls for service)
Average	4.8 minutes		

Respectfully submitted,

Cory L. McMullan

Cory L. McMullan
Chief of Police



Belleville Police Service

Cory L. McMullan
Chief of Police

93 Dundas Street East
Belleville, Ontario
K8N 1C2

(613) 966-0882 Administration
(613) 966-2701 Fax

Board Report:

In Camera Session: No

Date of report: October 24, 2013
Date of meeting: November 21, 2013

Robert Dolan, Chair
And members of the
Belleville Police Services Board

Subject: 3rd Quarter Crime Statistics

Chief's Recommendation: "That the Belleville Police Service Board review and file for information."

Background:

Total Crimes:

During the 2013 third quarter there were 1653 actual "crimes" reported compared to the 1869 reported during the third quarter of 2012. The clearance rate is 53.2% compared to 55.8% in 2012.

Homicides:

There were no reports of a homicide for the third quarter in 2013 compared to one report of a homicide (manslaughter) in the same quarter of 2012.

Robberies:

There were 8 robberies reported (0 unfounded) for an actual of 8 in the third quarter of 2013. In the third quarter of 2012 there were 12 (0 unfounded) robberies for an actual of 12. The clearance rate for the third quarter in 2013 is 50% compared to a clearance rate of 16% in 2012.

Break and Enters:

During the third quarter of 2013 there were 87 break and enters reported of which 10 were unfounded, with an actual of 77. The clearance rate is 15%. This is compared to 133 Break and Enters reported (11 unfounded), with an actual of 122 in the third quarter of 2012, with an 18% clearance rate. There was a 34% decrease in the number of B&E's reported to police from the third quarter of 2013 compared to 2012.

Motor Vehicle Thefts:

There were 26 reported thefts of motor vehicles (3 unfounded), with an actual of 23 during the third quarter of 2013 with a clearance rate of 26% compared to 26 theft of motor vehicle reports (4 unfounded) with an actual of 22 and a clearance rate of 13% in the third quarter of 2012.

Assaults:

There were 133 assaults reported in the third quarter (15 unfounded), with an actual of 118 compared to 164 reported (20 unfounded) with an actual of 144 in 2012. The clearance rate for 2013 is 80% and was 90% in the same period of 2012.

3 of the reported assaults were against a peace officer.

24 of the reported assaults involved a weapon or causing bodily harm

Sex Offences:

There were 27 reported sexual offences (2 unfounded), with an actual of 25 during the third quarter with a clearance rate of 88%. This compares to 44 (4 unfounded) with an actual of 40 sexual assaults during the same time period in 2012 with an 82% clearance rate.

Frauds:

There were 53 frauds (9 unfounded) reported, with an actual of 44 during the third quarter of 2013 with a 47% clearance rate, compared to the 63 (12 unfounded) with an actual of 51 incidents reported in 2012 with a 31% clearance rate.

Drug Offences:

There were 83 reported drug offences (1 unfounded), with an actual of 82. The clearance rate is 82.9% reported in this quarter compared to 61 reported (2 unfounded) with an actual of 59 and a 79.7% clearance rate during the same time frame in 2012.

ViCLAS:

There were 11 ViCLAS criteria offences identified in the third quarter of 2013 compared to 23 ViCLAS criteria reports submitted in the third quarter in 2012. There were an additional 12 ViCLAS discretionary reports submitted in 2013 compared to 4 in the third quarter 2012.

ViCLAS submissions are completed by the investigating officer within 30 days of the initial report.

Criminal Harassment:

There were 80 reported criminal harassment incidents (13 unfounded), with an actual of 67. The clearance rate is 85% in the third quarter of 2013 compared to 115 (18 unfounded) with an actual of 97 in the same time period of 2012 with an 87% clearance rate.

Utter Threats:

There were 59 reported uttering threats incidents (10 unfounded), with an actual of 49. The clearance rate is 89% during the third quarter of 2013. This compares to 89 incidents (16 unfounded) with an actual of 73 and a clearance rate of 72% in the third quarter of 2012.

Drug & Intelligence & Street Crime Unit

In the second quarter of 2013 members of the Drug, Intelligence & Street Crime Unit report the following:

TOTAL:

Person arrested: 21

Charges laid:

Criminal Code: 41

- Fail to Comply X 12
- Theft X 5
- Mischief X 4
- Dangerous Operation of a Vehicle X 1
- Careless use of a Firearm X 4
- Possession of Weapon X 1
- Unauthorized Possession X 4
- Proceeds of Crime / Stolen property X 10

Controlled Drug & Substance Act: 13

- Possession for the Purpose of Trafficking X 5
- Possession of CDSA X 8

CDSA Warrants executed = 2

Criminal Code warrant executed = 1

Drugs Seized:

- 49 Morphine
- 1 Oxycontin
- 21 Lorazepam
- 2 Temazapa
- 9 Bromazepam
- 37 hydromorphones
- 22 Amitriptyline
- Trace amounts – cocaine

Total Value: \$3,525.00

Weapons Seized: 1 shotgun
1 hand gun

Stolen Property Recovered:

- Stolen truck
- Tools
- Moto cross riding equipment

Total Value: \$5,000.00

Liquor Licence Establishments Tracking

Belleville Police Service has a process in place which tracks all calls for service which occur at or near a liquor establishment. As a result of this process the following calls for service have been identified for the 1st quarter of 2013.

January Occurrences - 28 occurrences

February Occurrences - 11 occurrences

March Occurrences - 30 occurrences


- Persons arrested & charged for public intoxication/impaired

- January = 13
- February = 0
- March = 7

- Calls for service involved disturbance/assaults

- January = 12
- February = 10
- March = 17

Respectfully submitted,



Cory L. McMullan
Chief of Police



Belleville Police Service
Cory L. McMullan
Chief of Police

93 Dundas Street East
Belleville, Ontario
K8N 1C2

SCHEDULE 7(j)

(613) 966-0882 Administration
(613) 966-2701 Fax

Board Report:

In Camera Session: No

Date of report: October 28, 2013
Date of meeting: November 21, 2013

Councillor Robert Dolan, Chair
And members of the
Belleville Police Services Board

Subject: 3rd. Quarter Non Offence Statistics

Recommendation: Receive and File for Information

Background:

FALSE ALARMS

There were a total of 323 alarms in the 3rd quarter of 2013. The breakdown of the alarms is as follows:

Alarm – Holdup	0
Alarm – Others	7
False Alarm – Accidental Trip	126
False Alarm - Malfunction	8
False Alarm Holdup – Accidental Trip	3
False Alarm Holdup – Malfunction	0
False Alarm – Other	106
False Alarm - Cancelled	73

There was an 11.9 % decrease in the number of alarms from the 367 alarms reported in 2012 to 323 alarms reported for the same time period in 2013.

Fines & Warnings Issued 2012		Fines & Warnings Issued 2013	
Warnings	98	Warnings	102
22 @ \$50	\$ 1,100	29 @ \$ 50	\$ 1,450
4 @ \$100	\$ 400	9 @ \$100	\$ 900
2 @ \$200	\$ 400	7 @ \$200	\$ 1,400
Total Fines	\$ 1,900	Total Fines	\$ 3,750

DOMESTIC DISTURBANCES

A total of 145 domestic disturbances were reported in the 3rd quarter of 2013 compared to 101 in the same period for 2012. This is an increase of 43.5 % from last year within this same period.

These 145 domestic disturbances are situations where two people are presently or in the past have been involved in an intimate relationship and are involved in a dispute however there is no physical force or violence involved.

Once the investigation reveals there was an assault, threats, harassment, mischief to property, etc...the call type would be changed from domestic disturbance to reflect the more serious allegation.

911 CALLS/911 HANG UP

These calls represent the 911 calls that were NOT deemed to be anything other than a CFS that was a non-emergency i.e. 911 calls where caller hang up and police had to respond by either calling the caller back or dispatching an officer to determine the reason for the 911 call to police. If the call turned out to be a Domestic or Break & Enter in progress then that call would not be represented within stats.

In the 3rd. Quarter of 2013, police responded to 498 911 Calls/911 Hang Up CFS (399 of 498 were complete solved) and during the same period in 2012 police responded to 638 CFS. This is a 21.9 % decrease from 2012 to 2013.

MISSING PERSONS

A total of 58 people were reported missing to police in the 3rd. quarter of 2013. Of these missing persons 54 were 12 years or older, the remaining 4 were under the age of 12 years old. Fifty-seven missing persons were located within this same time period. A total of 50 people were reported missing to police in the same time period of 2012 showing a 13.8% increase in 2013.

MOTOR VECHILE COLLISIONS

There were 353 motor vehicle collisions during the 3rd quarter of 2013, an increase of 7.9 % of the 327 reported during the same time period of 2012. There were 34 personal injury collisions reported in the 3rd. quarter of 2013, which is an increase of 41.6 % to the 24 reported in the 3rd quarter of 2012. There was 1 fatality in the 3rd quarter of 2013 and 0 for the same time period of 2012.

TRAFFIC COMPLAINTS

There were a total of 456 traffic complaints during the 3rd quarter of 2013, a decrease of 9.8 % compared to the 506 traffic complaints in 2012. Of the 456 traffic complaints there were:

ADLS (90 Day)	10
3 Day Traffic Suspension	7
7 Day Traffic Suspension	1
Traffic Complaint HTA	137
Charged HTA	87
Warned HTA	21
Other HTA	57
Serve DL Suspension Notice	2
HTA Racing all 172(1) Speeding Over	1
Traffic Complaint – Radar Detector	1
Traffic Complaint – BOLO	79
Cell Phone/Distracted Driving	1
Traffic Complaint Patrol	52

TRAFFIC MANAGEMENT UNIT

There are currently two officers assigned as full time traffic officers.

In the 3rd Quarter of 2013, the Traffic Management Unit laid 246 Provincial Statues. During this quarter, the STEP initiative looked at the following traffic issues; July was Plates and Permits, August was three identified high accident intersections and September was distracted driving. In July the service issued 35 tickets in relation to STEP. In August the service issued 10 tickets in relation to STEP. In September the service issued 59 tickets in relation to STEP.

The two traffic officers also responded to 114 occurrences down from 155 last quarter and completed 72 reports. Both STITT and TRAVERS note that when they are on their regular shifts the routinely back up platoon officers on calls as well as take MVC calls rather than having platoon officers take those calls.

Major Collision Investigations

There were two major collision investigations completed in the third quarter. Charges were laid in a fatal collision involving a motorcycle and a motor vehicle on North Front Street. No charges were laid in a collision resulting in serious injuries involving a motor vehicle and a pedestrian.

Commercial Vehicle Blitz

Officers from Belleville Police Service conducted a 2 day blitz on September 25th and 26th with the Ministry of Environment, Ministry of Transportation, Kingston Police and OPP Heavy Truck Unit in Belleville. Officers were in Belleville on the 25th and in Kingston on the 26th. While in Belleville, officers had 24 CVSA inspections, a 45% out of service rate, and 11 vehicles were ordered to be repaired before they could be driven further, 7 fuel inspections and 5 unmarked tobacco seizures under the Sales Tax Act occurred.

COMMUNITY RESPONSE

This quarterly represents a synopsis of the investigations, community services and other duties performed by Constable Hans Verbeek school response officer.

Investigations

During this quarter in the months of July and August Constable Verbeek was assigned to a platoon. He was dispatched to general calls for service.

Drug Offences:

Nine drug incidents were reported to police between July 2013 and September 2013. Investigations revealed the areas of the greatest drug activity at the various schools. The result was 1 CDSA charge for trafficking 1 CDSA charge for possession of marijuana and 7 warnings issued.

Other Investigations:

During the course of the quarter investigations consisting of Possession of stolen property, property related, police assistance, Trespass to property Act, Disturb the Peace, Compliance Checks, Mischief, Liquor License Act and Community Services were conducted by Constable Verbeek. In total 74 dispatches, 78 assignments, 60 reports, 80 occurrences resulted in 5 HTA, 1 TTPA 2 CC, 2 CDSA charges.

Other assignments:

Assistance was provided to the Guns and Gangs officer as a member of the ERT team for gun compliance checks.

Other community initiatives: Proactive

One **Community Threat Assessment** was conducted involving students. Community threat assessments involve members of the community partners within the signed protocol. The community members range from school authorities and staff to police and other agencies such as the Children's Aid Society, and other stakeholders involved in the process. This partnership with all of the community partners is essential to share all information to ensure that the proper measures and precautions are taken. These assessments are conducted in regards to their behavior and possible future behavior. The result was an extensive assessment process to determine the next course of action.

A total of 21 formal presentations were conducted in a classroom setting and 3 impromptu presentations were conducted at the various high schools in September 2013, including Quinte Secondary School, Moira Secondary School, St. Theresa Secondary School and Nicholson Catholic College. The material consisted of a diverse array of topics ranging from general policing, cyber bullying, internet safety, as well as, an open forum with a question and answer period.

Lockdown drills were conducted at 1 high school, Centennial S.S. The drills consisted of all levels of the school lockdown procedure, and an inspection of the results as well as, a constructive critique for improvement purposes.

Liaison with various community partners including Anti Bulling Committee, Belleville Youth Justice Committee, Safe Schools advisory board, Youth Referral Diversion program and Quintac (COSP).

Several meetings were held with school expulsion staff regarding various investigations and incidents.

General patrol in hallways and surrounding school areas such as "smoking areas" conducted at all Belleville high schools on a daily basis. This strengthens the relationship and rapport with students as well as it provides a uniform presence.

Weekly follow up meetings regarding on-going investigations and liaising with administrators to receive updates regarding student behavior.

Meetings regarding Community Threat Assessment Protocol development and status involving community partners.

Training and development:

ERT training days and calls for service were also completed in this quarter.

COMMUNITY POLICING

EVENTS:

July 1 – Canada Day Celebrations – Zwicks Park

- A/Sgt Aubertin, and 4 Community Policing Volunteers and 2 Auxiliary Constables
- Set up static display of police vehicles including Motorcycle, UTV and SUV
- Provided information on personal safety, break and enters, bicycle safety, etc
- Provided foot patrols of the Zwicks Park area
- A/Sgt Aubertin partnered with the Belleville Fire Department and walked around with a professional Joker impersonator

July 11-12 – Special Olympics Ontario - Provincial Games

- A/Sgt Aubertin attended the Provincial games held in Newmarket
- A/Sgt Aubertin took part in the final leg run into the stadium with all Olympians present for the flame presentation

Sept 22 – Hastings County Family Fun Day – Zwicks Park

- A/Sgt Aubertin, 2 Auxiliary Constable and 2 YIPI students
- Handed out 100 free bicycle helmets to kids
- All helmets were fitted to the children
- Bicycle safety was provided to the children as well

Sept 7 – Old Navy Safety Event – Old Navy, Quinte Mall

- A/Sgt Aubertin, 2 Auxiliary Officers and 2 Community Policing Volunteers
- Set up a display table in the store along side Ambulance and Fire
- Provided safety materials to children and families

Sept 25-27 – Ride to Remember Escort

- A/Sgt Aubertin and Cst. Stitt joined a team of 18 motor officers and escorted 130 officer who were peddling from OPC to Ottawa in remembrance of fallen officers across the country

Sept 28 – Flavors' of fall, Downtown Fall Festival

- 2 Tactical Officers, 3 Auxiliary Officers and 6 Community Policing volunteers
- set up a static display of police vehicles and provided information to the public on a wide range of topics
- Emergency Response Team Officers, KING and CHARBONNEAU were on hand with the ERT vehicle and a display of their tools of the trade
- The feedback from this event was very good and people seem to enjoy or display

SPEAKING ENGAGEMENTS:

Aug 22 – A/Sgt Aubertin spoke to the City of Belleville’s Crossing Guards about Safety and the law regarding crossing guards.

Sept 10 – A/Sgt Aubertin attended and spoke with the staff at QVSS regarding abuse reporting and violence in the work place.

Sept 17 - A/Sgt Aubertin attended Loyalist College and spoke with students regarding The Halloween safe street program and getting their assistance

COMMUNITY POLICING MEETINGS:

September 10 – This was Community Policing first meeting of the fall as they take July and August off

AUXILIARY EVENTS/MEETINGS/TRAINING:

Aug 10 – 4 members attended Stirling Fairgrounds for a Concert from 7pm to 2am.

Aug 17/18 - 4 members attended Stirling Fairgrounds 8pm to 2am for Stirling Fair

Sept 13 – 4 Auxiliary members assisted Stirling Police with a Hockeyville Street Party

CRIME STOPPERS MEETINGS:

July 16 – Crime Stoppers monthly meeting

August 21 – 1630-1730 – Crime Stoppers monthly meeting

September 17 – Crime Stoppers monthly meeting

CRIMINAL RECORD CHECKS:

Volunteer checks were not done by volunteers in July or August. They were done at the front desk and this seemed to work.

September 18 = 123 completed

TOTAL = 123 volunteer criminal record checks completed. This was the last volunteer criminal record check date that the Community Policing Volunteers will facilitate. Criminal record checks will now be accepted at the front counter.

HOURS BREAKDOWN:

VOLUNTEER HOURS:

Officer Volunteer Hours	= 0
Volunteer Records Check volunteer hours	= 16
Community Policing Volunteers @ events	= 50
TOTAL	= 66 hours

(These hours do not include meetings)

AUXILIARY HOUR TOTALS:

July = 81 hours

August = 125 hours

September = 137 hours

TOTAL = 343 hours

(Note: 24 of these hours were assisting Stirling Police)

UPCOMING EVENTS FOR 4th QUARTER:

- 1) Big Ticket Night and Be a Fan Event in support of Special Olympics – Oct 5th
- 2) Fill the Cruiser in support of Gleaners food bank – Oct 30th – Quinte Mall
- 3) Halloween Safe Streets – October 31st – Entire City
- 4) Lock it or Lose it – Nov/Dec throughout the retail areas of Belleville
- 5) Belleville Santa Claus Parade – Sunday November 17th

E.R.T.

There was one full team call out to assist The Drugs and Intelligence unit with a C.D.S.A warrant. Four people were taken into custody.

E.R.T officers on patrol responded to:

Two incidents to assist with court security. One was for a male who may be coming to court with a gun. The second was for a male who was going to family court who had a violent confrontation with the Special Constables at his last appearance.

A call for a suicidal barricaded male armed with an axe handle, who was negotiated out prior to a full team call.


Assistance for the C.A.S for the apprehension of children from a violent individual's house.

A search for a missing female with Alzheimer's.

A weapons call/dispute where a male was chased by another male with a knife.

One negotiator attended the negotiators refresher course at the C.P.C

Respectfully submitted,



Cory L. McMullan
Chief of Police



Belleville Police Service

Cory L. McMullan
Chief of Police

93 Dundas Street East
Belleville, Ontario
K8N 1C2

(613) 966-0882 Administration
(613) 966-2701 Fax

Board Report:

In Camera Session: No

Date of report: November 12, 2013
Date of meeting: November 21, 2013

Councillor Robert Dolan, Chair
And members of the
Belleville Police Services Board

Subject: 2013 Complaints Against Police

Chief's Recommendation: "That the Belleville Police Services Board receive and file for information the report on complaints against police."

Background:

Please find attached the 2013 third quarter complaints against police. There were eight (8) conduct complaints (one was a duplication) filed in the third quarter of 2013. This is an increase from the 3 public complaints in 3rd quarter of 2012.

Respectfully submitted,

A handwritten signature in black ink that reads 'Cory L. McMullan'.

Cory L. McMullan
Chief of Police

2013 Complaints Against Police

The following table represents the complaints received in 2013

First Quarter

COMPLAINT NUMBER	NATURE OF COMPLAINT	DATE RECEIVED	STATUS	DISPOSITION	REASON
PC13-01	Conduct	February 28, 2013	CLOSED	Closed by OIPRD	Not in Public's best interest to proceed
PC13-02	Conduct	March 27, 2013	CLOSED	Informal resolution	
PC13-03	Conduct	March 28, 2013	CLOSED	Client withdrew complaint	

Second Quarter

COMPLAINT NUMBER	NATURE OF COMPLAINT	DATE RECEIVED	STATUS	DISPOSITION	REASON
PC13-04	Conduct	May 21, 2013	CLOSED	Closed by OIPRD	OIPRD opted not to proceed
PC13-05	Conduct	May 27, 2013	CLOSED		
PC13-06	Conduct	June 14, 2013	CLOSED	Closed by OIPRD	OIPRD opted not to proceed
PC13-07	Conduct	June 14, 2013	CLOSED	Closed by OIPRD	OIPRD opted not to proceed

Third Quarter

COMPLAINT NUMBER	NATURE OF COMPLAINT	DATE RECEIVED	STATUS	DISPOSITION	REASON
PC13-08	Service	July 23, 2013	CLOSED	Awaiting complainant	
PC13-09	Conduct	July 23, 2013	OPEN		
PC13-10	Conduct	August 16, 2013	Investigation complete		
PC13-11	Conduct	August 15, 2013	CLOSED	Closed by OIPRD	OIPRD opted not to proceed
PC13-12	Conduct	July 23, 2013	CLOSED	Closed by OIPRD	Six months after fact, opted not to proceed
PC13-13	Conduct	August 29, 2013	OPEN		
PC13-14	Conduct	6 Sept, 2013	OPEN	Under investigation by OIPRD	
PC13-15	Conduct	30 Sept, 2013	CLOSED	Closed by OIPRD	Duplicate of PC13-10



Belleville Police Service

Cory L. McMullan
Chief of Police

93 Dundas Street East
Belleville, Ontario
K8N 1C2

(613) 966-0882 Administration
(613) 966-2701 Fax

Board Report:

In Camera Session: No

Date of report: November 12, 2013
Date of meeting: November 21, 2013

Councillor Robert Dolan, Chair
And members of the
Belleville Police Services Board

Subject: 2012 Use of Force

Chief's Recommendation: "That the Belleville Police Services Board receives and files for information the Use of Force 2012 report."

Background:

The following statistical data was retrieved from annual "Use of Force" reports submitted between 2011 and 2012. Members of the Belleville City Police Service submitted the Use of Force Reports in accordance with the Police Services Act. Information gathered from the Use of Force Reports allows valuable inferences to be drawn through data comparison, resulting in the identification of potential training needs. This information however should not be used as a hard-core analytical tool from which concrete conclusions may be drawn; as data collection/reporting can be inconsistent and statistics are invariably subjective by nature.

Every police officer and special constable performing full active duties within the Belleville Police Service receive mandatory use of force requalification and training. The reason for the use of force invariably comes back to protection of self and/or others affect an arrest and prevent escape.

The following is a statistical breakdown of our use of force applications over the last two years:

Annual Number of Reports Submitted By Month

2011 *Total # 33*

JAN	FEB	MAR	APR	MAY	JUN	JUL	AUG	SEP	OCT	NOV	DEC
5	1	1	5	2	1	2	3	3	1	2	5

2012 *Total # 30*

JAN	FEB	MAR	APR	MAY	JUN	JUL	AUG	SEP	OCT	NOV	DEC
8	1	0	0	1	0	6	4	0	3	2	3

Type OF Incident:


<i>Year</i>	2011	2012
Robbery	0	2
Domestic	4	2
Traffic	6	3
Suspicious Person	0	0
Serious Injury	0	0
Homicide	0	0
Weapons Call	3	6
Alarm	0	0
Break & Enter	0	2
Other Cell Block	8	9

Type of Force Used: (by officers)

Year	2011	2012
Firearm-Discharge	4	3
Firearm-Pointed/Drawn	11	17
Aerosol Weapon	10	8
Baton	0	0
Empty Hand	5	2
Other (Taser)	4	1
K9	1	1

Use of force reports are a valuable tool for Police Services to assist in assessing trends, determining training needs and assist with police procedures.

Respectfully submitted,

A handwritten signature in black ink that reads "Cory L. McMullan". The signature is written in a cursive style with a large, stylized 'C' and 'M'.

Cory L. McMullan
Chief of Police