

A total of 95 domestic disturbances were reported in the 3rd. Quarter of 2017 compared to 120 in the same time frame for 2016. This is a decrease of 20.83% from last year within this same time frame.

These domestic disturbances are situations where two people are presently or in the past have been involved in an intimate relationship and are involved in a dispute however there is no physical force or violence involved.

Once the investigation reveals there was an assault, threats, harassment, mischief to property, etc...the call type would be changed from domestic disturbance to reflect the more serious allegation.

911 CALLS/911 HANG UP

These calls represent the 911 calls that were NOT deemed to be anything other than a CFS that was a non-emergency i.e. 911 calls where caller hang up and police had to respond by either calling the caller back or dispatching an officer to determine the reason for the 911 call to police. If the call turned out to be a Domestic or Break & Enter in progress then that call would not be represented within stats.

In the 3rd. Quarter of 2017, police responded to 432 911 Calls/911 Hang Up CFS (383 of 432 were complete solved) and during the same period in 2016 police responded to 371 CFS. This is an increase of 16.44% from 2016 to 2017.

MISSING PERSONS

A total of 70 people were reported missing to police in the 3rd. Quarter of 2017. Of these missing persons 65 were 12 years or older and 5 were under the age of 12 years old. All seventy missing persons were located within this same time period.

MOTOR VECHILE COLLISIONS

There were 353 motor vehicle collisions during the 3rd. Quarter of 2017, a decrease of .56% of the 355 reported during the same time period of 2016. There were 43 personal injury collisions reported in the 3rd. Quarter of 2017, which is an increase of 65.3% of the 26 reported in the 3rd. Quarter of 2016. There were 0 fatalities in the 3rd. Quarter of 2017 and 0 for the same time period of 2016.

TRAFFIC COMPLAINTS

There were a total of 409 traffic complaints during the 3rd. Quarter of 2017, an increase of 1.99% compared to the 401 traffic complaints in 2016. Of the 409 traffic complaints there were:

3 Day Traffic Suspension		8
7 Day Traffic Suspension		1
Driver Licence Suspension (7 Day) Racing		0
Traffic Complaint HTA		96
Charged HTA		127
Warned HTA		9
Other HTA		42
Traffic Complaint BOLO		71
Traffic Complaint Patrol		12
HTA Racing, all 172(1) offences excluding speed over		4
HTA Racing Speed > 50 kph		1
Traffic Complaint – Possible Impaired	36	24

TRAFFIC SAFETY UNIT

Please see traffic Safety Unit Report for these statistics. (AS PER CHIEF'S EMAIL)

Constable Dan Joly's Report

Presentation	Topic

Constable Terri Smith's Report**E.R.T.****Team Training Days**

ERT had 3 training days. Training consisted of the following:

- Multiple scenarios for HRWS and containment
- Range work for OTAB

Specialty Training

Training consisted of the following:

- Bi-annual Fitness Test Sep 6th (all members passed)
- Rappel – rope maintenance and knot work
- Sniper – unknown distance work

Professional Development Days

ERT members attended the following:

Operational Calls

ERT had 2 operational call:

- Stealth Clear Aug 28th – weapons call uniform patrol
- Crime Unit Sep 27th – HRWS (loaded shotgun)

During this these incidents ERT made 2 arrests and located 0 person

ERT Resources

ERT utilized the following resources:

- Approx. 4,000 rounds - handgun
- Approx. 4,000 rounds – carbine
- Approx. 100 rounds – 308 rifle
- Approx. 10 training DD's and 1 DD's
- 300 Simm rounds

ERT Gear

ERT identified the following equipment needs:

- ERT received new headsets compatible with helmet – they work great
- ERT sold 8 old headsets to Quinte EMS Tactical Medics for \$250
- ERT sold 4 old headsets to a local paintball company for \$200

Respectfully submitted,

Ronald J. Gignac
Chief of Police



Belleville Police Force

Ronald Gignac
Chief of Police

93 Dundas Street East
Belleville, Ontario
K8N 1C2

(613) 966-0882 Administration
(613) 966-2701 Fax

Board Report: 10 November 2017

In Camera Session: NO

Mayor Taso Christopher, Chair
And members of the
Belleville Police Services Board

Subject: Foot Patrol- Downtown Core- Waterfront

Chief's Recommendation: That the Board accept and file for information

The members of the Belleville Police continue to engage in foot patrol whenever possible. In the 2018 staffing needs action plan dated September 2017, the added uniform sworn positions will bolster this effort.

Officers conducted 33 hours of foot patrol in the month of October. This is a noteworthy feat and the positive feedback that we have been receiving from downtown businesses, and citizens has been very important in knowing that we are making a difference for good in these areas.

End of report.

Ron Gignac, Chief of Police



Belleville Police Service

Ronald J. Gignac
Chief of Police

93 Dundas Street East
Belleville, Ontario
K8N 1C2

(613) 966-0882 Administration
(613) 966-2701 Fax

IN CAMERA: NO

Board Report: 10 November 2017

Mayor Taso Christopher, Chair
And members of the
Belleville Police Services Board

Subject: Crime in Canada trend report from Statistics Canada

Recommendation: That the Police Services Board review and file for information.

Chiefs comments: As seen from the attached header sheet from statistics Canada released on the 9th of November 2017, it identifies the crime trends Nationally and Provincially.

Please feel good about what we are doing here at the Belleville Police. We envisioned a need for the staffing needs action plan, and the Board was able to approve the staffing needs in what I've called "making decisions to stay ahead of anticipated needs in public safety".

This report is proof that we made the right decisions at the right juncture in time for the right reasons. The report identifies that child pornography, and sexual violations against children have increased a whopping 41% and 30% respectively in just one year. By increasing an officer position in approving the Internet Child exploitation – Detective Constable post for the criminal investigations division here in the Belleville Police, the Board has respectfully made the best decision possible at the right time to combat and tackle this evil scourge being inflicted upon our children.

Thank you for your willingness to hear what was important for us to move towards and act upon with speed. By doing so, you have increased our ability to move into enhanced education, prevention, investigations, and partnerships with combined forces operations in this realm.

Respectfully submitted:

Ron Gignac
Chief of Police

POLICE-REPORTED CRIME IN CANADA, 2016



THE OTHER CRIMES THAT AFFECTED THE CSI¹ INCLUDED THE FOLLOWING:

INCREASES

ADMINISTRATION OF JUSTICE OFFENCES
RATE **+12%**

SEXUAL VIOLATIONS AGAINST CHILDREN
RATE **+30%**

CHILD PORNOGRAPHY
RATE **+41%**

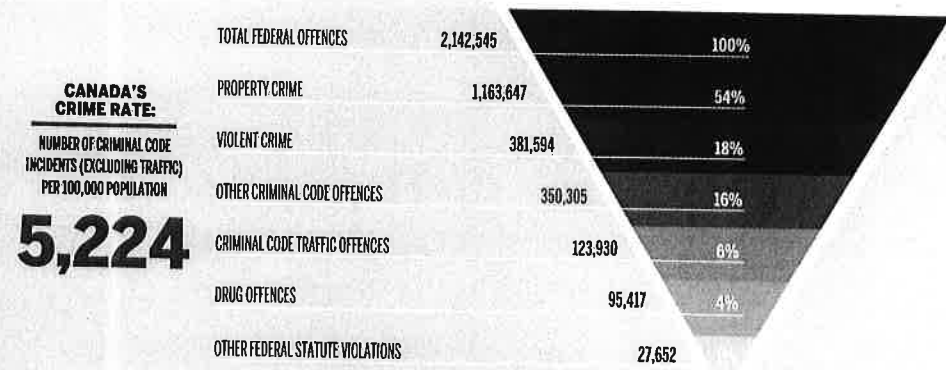

DECREASES

BREAKING AND ENTERING
RATE **-2%**

MISCHIEF
RATE **-6%**

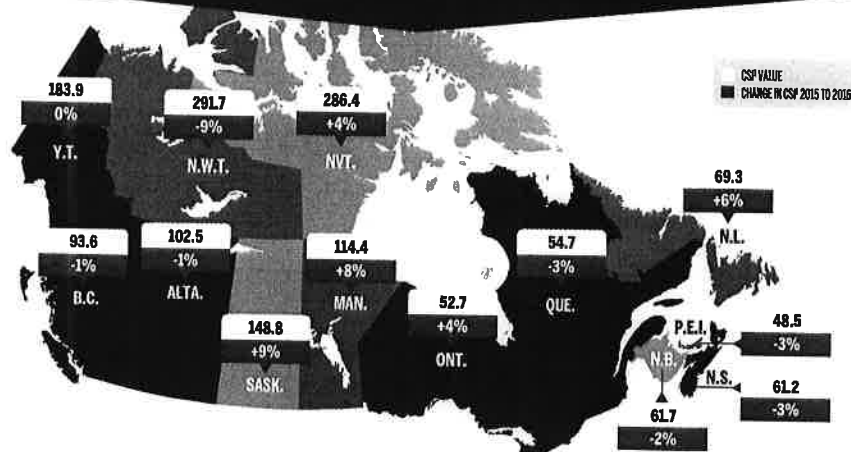
ROBBERY
RATE **-3%**

The Crime Severity Index (CSI)¹ was 1% higher than in 2015, marking the second consecutive increase after 11 years of declines. Due to the volume and severity of police-reported **fraud**, the 14% increase in the rate of this offence drove the change in CSI.



CANADA'S CRIME RATE:
NUMBER OF CRIMINAL CODE INCIDENTS (EXCLUDING TRAFFIC) PER 100,000 POPULATION
5,224

IN 2016, SEVEN PROVINCES AND TERRITORIES REPORTED LOWER CSIS¹, FIVE REPORTED AN INCREASE, AND ONE REPORTED NO CHANGE.



AMONG CENSUS METROPOLITAN AREAS (CMAs), THE FIVE LARGEST INCREASES AND DECREASES IN THE CSI¹ WERE AS FOLLOWS:

TOP 5 increases

Winnipeg	+16%
Regina	+15%
Brantford	+13%
Ottawa-Gatineau (Ontario part)	+10%
Guelph	+9%

TOP 5 decreases

Trois-Rivières	-14%
Victoria	-12%
Saint John	-6%
Calgary	-6%
Abbotsford-Mission	-5%

¹ While the crime rate measures the volume of criminal violations, the Crime Severity Index (CSI) is a measure of both the volume and severity of police-reported crime. To determine the severity of a crime, all crimes are assigned a weight based on actual sentences handed down by the courts in all provinces and territories. More serious offences have a greater impact on changes in the index.

Source: Statistics Canada, Canadian Centre for Justice Statistics, Uniform Crime Reporting Survey.
*Police-reported crime statistics in Canada, 2016." Juristat. Statistics Canada Catalogue no. 85-002-X.



Belleville Police Service

Ronald J. Gignac
Chief of Police

93 Dundas Street East
Belleville, Ontario
K8N 1C2

(613) 966-0882 Administration
(613) 966-2701 Fax

IN CAMERA: NO

Board Report: 10 November 2017

Mayor Taso Christopher, Chair
And members of the
Belleville Police Services Board

Subject: Ontario Association of Chiefs of Police Committee

Recommendation: That the Police Services Board review and file for information.

Chiefs Information: In October of 2017, I assumed the role of Co-Chair for the Ontario Association of Chiefs of Police Honors and awards committee. This is a Provincial Committee that meets 4 times per year and the first meeting was here in Belleville two weeks ago.

Respectfully submitted:

Ron Gignac
Chief of Police



City of Belleville
MEMORANDUM

TO: His Worship Mayor Christopher
Chair, Police Services Board

FROM: Matt MacDonald
Acting Director of Corporate Services/City Clerk

DATE: October 16, 2017

RE: **Area Rating – Police Services Board**
New Business
10, Belleville City Council Meeting, October 10, 2017

This is to advise you that at the Council Meeting of October 10, 2017, under New Business, and as a result of a Recorded Vote, the following resolution was approved.

“THAT Council request formal comments from the Police Chief regarding operational deployment levels in all areas of the City, but specifically the current rural area; and,

THAT it be included in the Director of Finance/Treasurer's report in relation to police area rating following public consultation.

I trust this is sufficient.

Matt MacDonald
Acting Director of Corporate Services/ City Clerk

MMacD/nh
Pc: Councillor Carr
Councillor Miller
Director of Finance/Treasurer